



# केन्द्रीय माध्यमिक शिक्षा बोर्ड

(शिक्षा मंत्रालय, भारत सरकार के अधीन एक स्वायत्त संगठन)

## CENTRAL BOARD OF SECONDARY EDUCATION

(An Autonomous Organisation Under the Ministry of Education, Govt. of India)

CBSE/SE/DIR/ATL/2023

31.05.2023

Circular No. Skill-66/2023

All Heads of institutions affiliated to CBSE

### Subject: Inviting schools to participate in the Atal Tinkering Lab (ATL) Tinkerpreneur-2023

As you are aware, Atal Innovation Mission (AIM) conducts ATL Tinkerpreneur bootcamp every year. It is a 7-week long virtual summer bootcamp which equips students with key digital skills and frameworks to create their own online venture by the end of the bootcamp. This 7-week program is free and open to all students studying in Class VI to Class XII in any school (with or without ATL) located in India. **This year the ATL Tinkerpreneur-2023 will be held from 8<sup>th</sup> June 2023 onwards.**

**About the Programme:** ATL Tinkerpreneur-2023 is a **national level bootcamp** for young students across India to provide an opportunity to create their own digital product and subsequently a digital venture. AIM provides access to all necessary digital, product and entrepreneurship skills at no-cost apart from dedicated mentoring support from pool of mentors.

Students shall be exposed to digital skills such as Building a webcast, Making a podcast, Product skills such as how to build and refine their digital products & Entrepreneurship skills such as marketing, finance, business modelling and sales, over a period of 7 weeks from **8<sup>th</sup> June 2023 to 6<sup>th</sup> August 2023.**

**Benefits:** It is an excellent way to develop and hone innovation mindset amongst the students. Top teams will get mentorship and funding opportunity through the Atal Catalyst Program @Indian School of Business, certificates from AIM, NITI Aayog and many more exciting opportunities. Top 5 teams from each state and union territory will also receive certificates of excellence.

**Participation eligibility:** This competition is open to all students of class VI to XII of India. It is open to all schools (with or without ATLs).

**Link for participation** – <https://kid-ex.com/champions/atlnkr2023>

**The registrations are open till 5<sup>th</sup> June 2023 i.e. last date for submission of entries is 5<sup>th</sup> June 2023.**

Principals of all affiliated schools are requested to encourage their students to participate in large numbers in ATL Tinkerpreneur-2023 and become a part of India's innovation journey.

Please refer to the attached documents for more details about ATL Tinkerpreneur-2023.

*Biswajit Saha*

**Dr. Biswajit Saha**  
Director (Skill Education)

Encl: Brochure of the ATL Tinkerpreneur 2023 & Registration Manual- Tinkerpreneur 2023



'शिक्षा सदन', राऊज़ एवेन्यू, इंस्टीटूशनल एरिया, नई दिल्ली-110002  
'Shiksha Sadan', 17, Rouse Avenue, Institutional Area, New Delhi – 110002





# केन्द्रीय माध्यमिक शिक्षा बोर्ड

(शिक्षा मंत्रालय, भारत सरकार के अधीन एक स्वायत्त संगठन)

## CENTRAL BOARD OF SECONDARY EDUCATION

(An Autonomous Organisation Under the Ministry of Education, Govt. of India)

**Copy to the respective Heads of Directorates, Organizations and Institutions as indicated below with a request to disseminate the information to all the schools under their jurisdiction:**

1. The Commissioner, Kendriya Vidyalaya Sangathan, 18, Institutional Area, Shaheed Jeet Singh Marg, Delhi.
2. The Commissioner, Navodaya Vidyalaya Samiti, B-15, Sector-62, Institutional Area, Noida - 201309.
3. The Director of Education, Directorate of Education, Govt. of NCT of Delhi, Old Secretariat, Delhi - 110054
4. The Director of Public Instructions (Schools), Union Territory Secretariat, Sector 9, Chandigarh - 160017
5. The Director of Education, Govt. of Sikkim, Gangtok, Sikkim - 737101
6. The Director of School Education, Govt. of Arunachal Pradesh, Itanagar - 791 111
7. The Director of Education, Govt. of Andaman & Nicobar Islands, Port Blair - 744101
8. The Director, Central Tibetan School Administration, ESSESS Plaza, Community Centre, Sector 3, Rohini
9. The Secretary, Sainik Schools Society, Room No.101, D-1 Wing, Sena Bhawan, New Delhi-110001
10. The Additional Director General of Army Education, A – Wing, Sena Bhawan, DHQ, PO, New Delhi
11. The Secretary AWES, Integrated Headquarters of MoD (Army), FDRC Building No. 202, Shankar Vihar (Near APS), Delhi Cantt – 110010
12. The Secretary Eklavya Model Residential Schools (EMRS), Ministry of Tribal Affairs, Government of India.
13. The Chairman, Odisha Adarsha Vidyalaya Sangathan, N-1/9, Near Doordarshan Kendra, PO Sainik School Nayapalli, Bhubaneswar, Odisha-751005.
14. The Deputy Secretary to Chairperson, CBSE - for kind information of the Chairperson, CBSE
15. All the Heads of Department of the Board
16. All the Regional Directors/Regional Officers/Head-COEs, CBSE with the request to send this circular to all the Heads of the affiliated schools of the Board in their respective regions for compliance
17. Head (Media & Public Relations), CBSE
18. Assistant Secretary (IT), CBSE, Rouse Avenue with the request to upload this notification on the CBSE Academic website
19. Incharge, Hindi Cell, CBSE HQ – for Hindi Translation of this notification

**Director (Skill Education)**



'शिक्षा सदन', राऊज़ एवेन्यू, इंस्टीट्यूशनल एरिया, नई दिल्ली-110002  
'Shiksha Sadan', 17, Rouse Avenue, Institutional Area, New Delhi – 110002





**REGISTRATION MANUAL FOR STUDENT REGISTRATION FOR TINKERPRENEUR 2023 !!**

Contents

INDIVIDUAL REGISTRATION:..... 2

    IF YOU ARE AN ALREADY REGISTERED INDIVIDUAL ON KIDEX..... 3

    IF YOU ARE NEW PARTICIPANT INDIVIDUAL..... 4

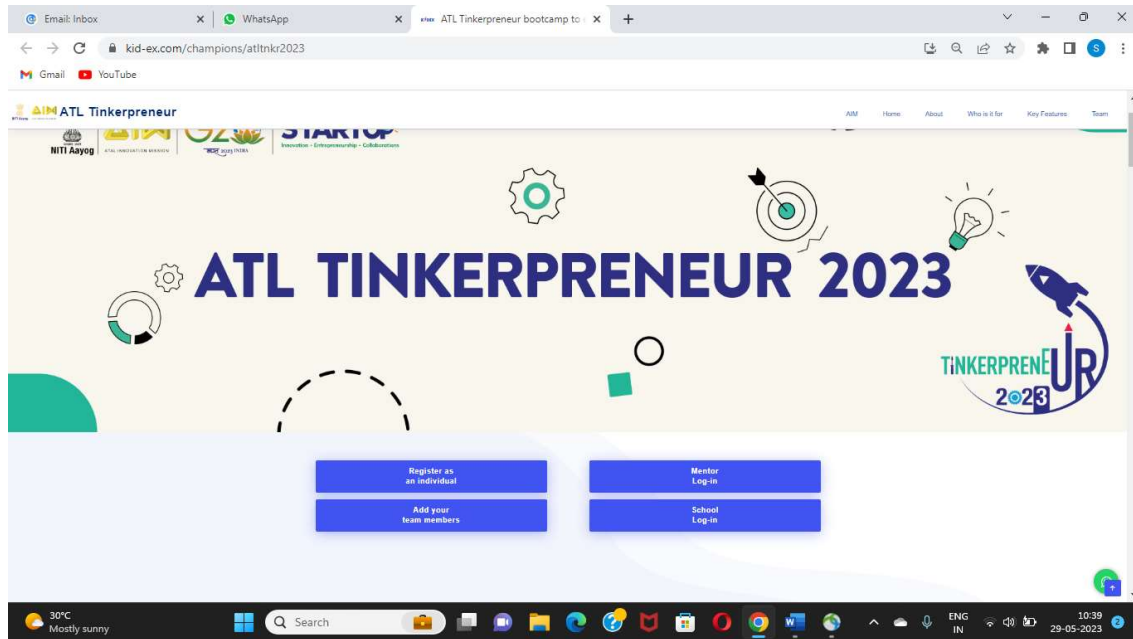
TEAM REGISTRATION ..... 7



## Registration Manual for Students for Tinkerpreneur 2023!!

**Step 1:** Click on the student registration URL : <https://kid-ex.com/champions/atlnkr2023>

You will land on below page after clicking on above URL:



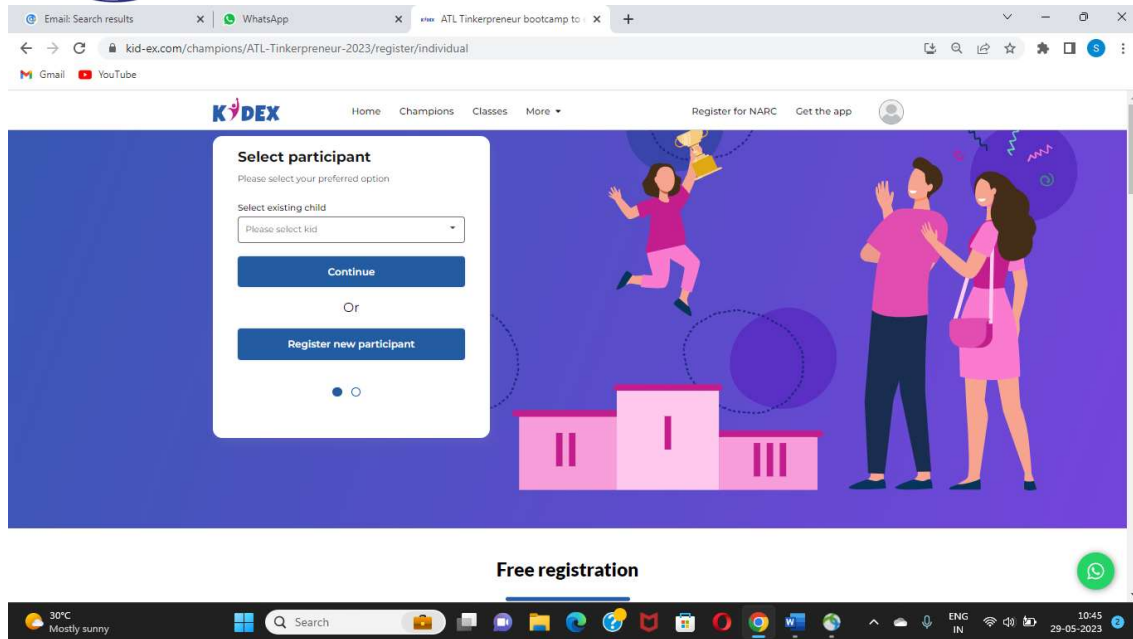
**Step 2:** Here you will see four options: Register as Individual, Add your team members, Mentor Log-in and School Log-in

For student registration, only two options are of use: 'Register as Individual' and 'Add your Team Members'

For students who are doing individual registrations as well as team registration, 'Register as Individual' is the first option they need to click upon.

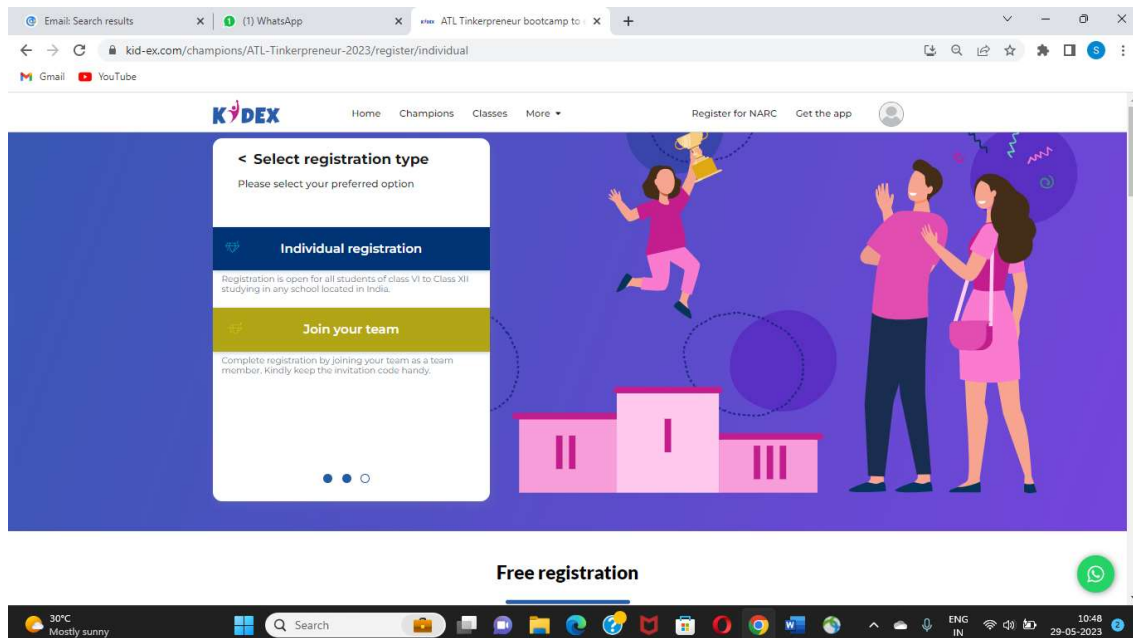
### INDIVIDUAL REGISTRATION:

Step 1: Click on Register as Individual. You will land on below page.

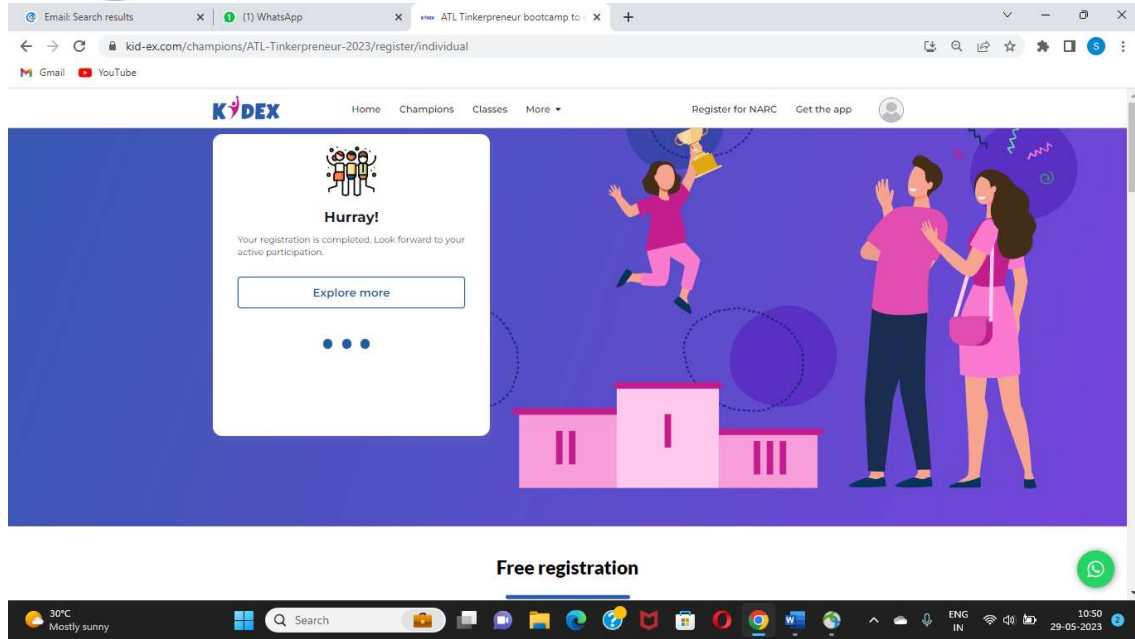


## IF YOU ARE AN ALREADY REGISTERED INDIVIDUAL ON KIDEX

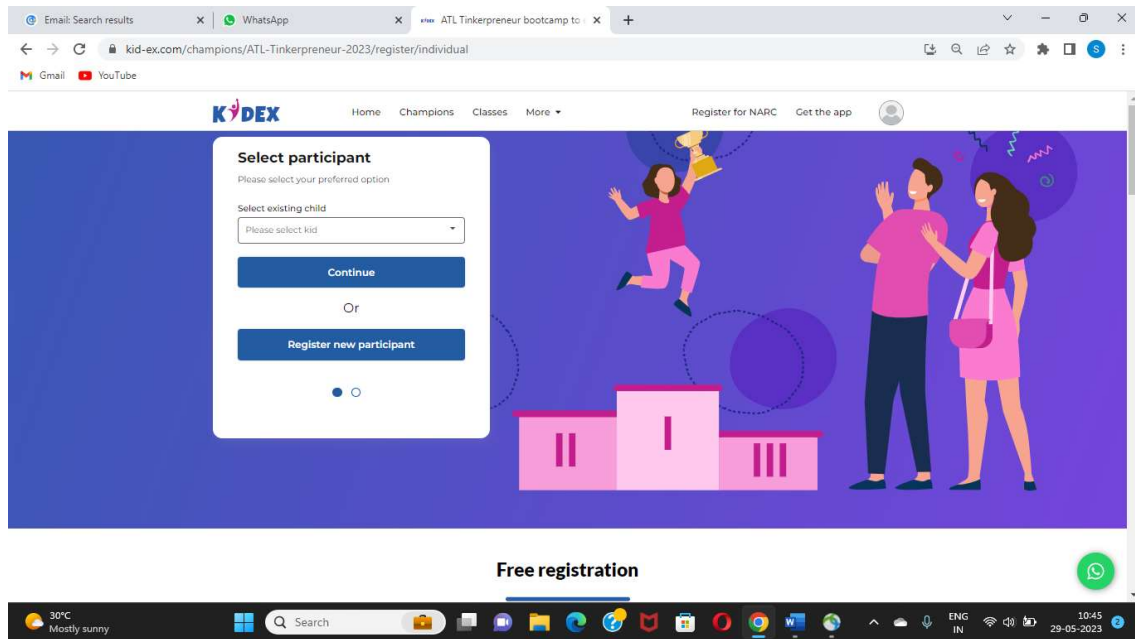
Step 2: If you are an **already registered individual on Kidex portal**, through Tinkerpreneur 2022 or any other competitions hosted by Kidex, select the existing kid who is registered. You will land on below page after pressing the button, “Continue”.



Step 3: Click on ‘Individual Registration’ and your registration will be done. You will get the page response as below.

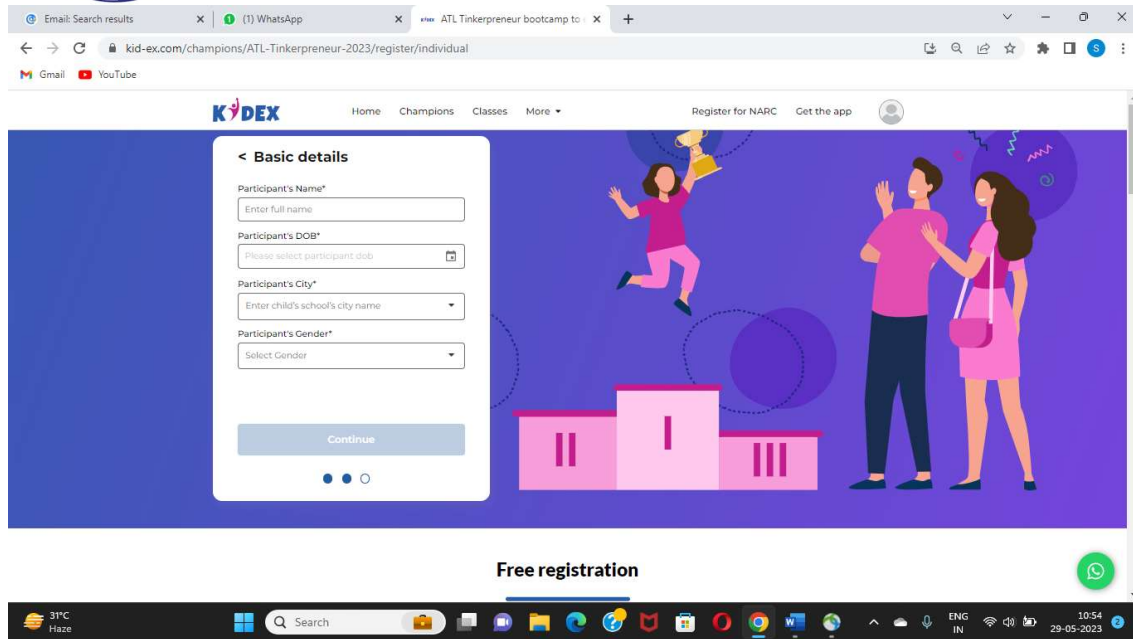


## IF YOU ARE NEW PARTICIPANT INDIVIDUAL

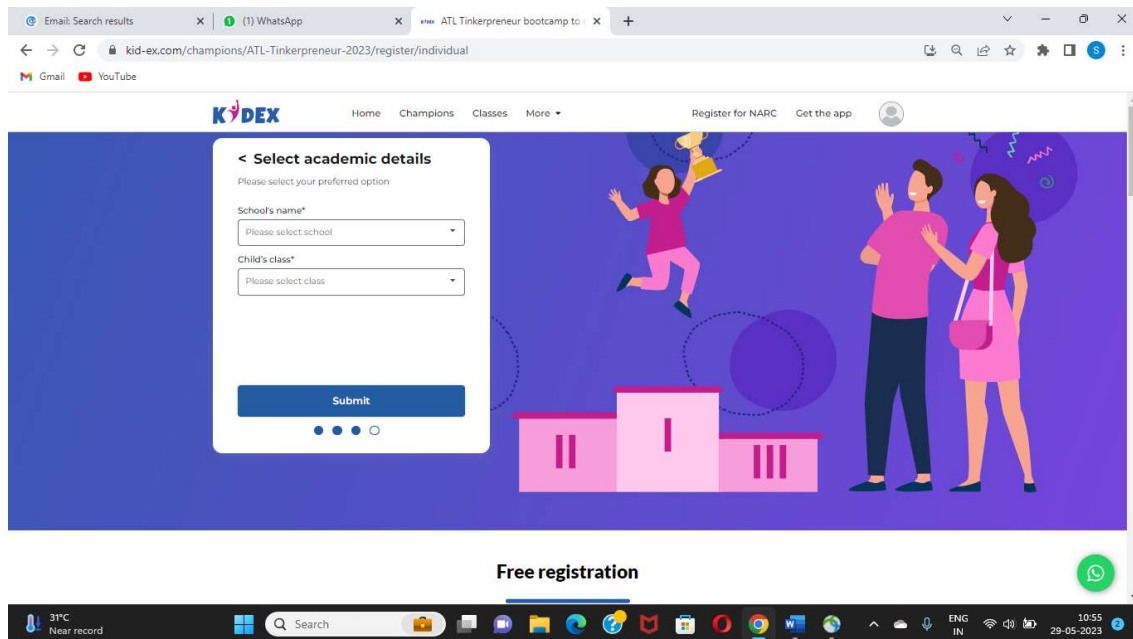


Step 2: If you are registering on Kidex portal for the very first time, you have to click on 'Register New Participant' and you will land on below page:





Step 3: Fill up all the Basic Details viz. Participant's Name, Participant's DOB (select from calendar), Participant's city and Gender. After filling up all the details you will land on below page:



Step 4: Fill up Academic Details viz. School Name and Class of the participant. After filling up all the details you will land on below page. Please remember the KID DETAILS IS SAVED IN KIDEX PORTAL FOR FUTURE.



The screenshot shows a web browser window with the URL [kid-ex.com/champions/ATL-Tinkerpreneur-2023/register/individual](http://kid-ex.com/champions/ATL-Tinkerpreneur-2023/register/individual). The page header includes the KIDDEX logo and navigation links for Home, Champions, Classes, and More. There are also links for Register for NARC and Get the app. The main content area is titled '< Select registration type' and asks the user to 'Please select your preferred option'. Two options are visible: 'Individual registration' (highlighted in blue) and 'Join your team' (highlighted in yellow). The 'Individual registration' option includes the text: 'Registration is open for all students of class VI to Class XII studying in any school located in India.' The 'Join your team' option includes: 'Complete registration by joining your team as a team member. Kindly keep the invitation code handy.' The background features an illustration of a person jumping with a trophy and a couple talking. A 'Free registration' banner is at the bottom, with a WhatsApp icon on the right. The Windows taskbar at the bottom shows the date as 29-05-2023 and the time as 10:56.

Step 5: Click on Individual Registration and your INDIVIDUAL REGISTRATION IS COMPLETED.

This screenshot shows the same web browser window after registration. The URL remains the same. The main content area now displays a 'Hurray!' message with a robot icon and the text: 'Your registration is completed. Look forward to your active participation.' Below this is an 'Explore more' button. A green 'success' notification is visible in the top right corner of the page. The background illustration and 'Free registration' banner are the same as in the previous screenshot. The Windows taskbar at the bottom shows the date as 29-05-2023 and the time as 10:58, with a SENSEX index of +0.72% on the left.





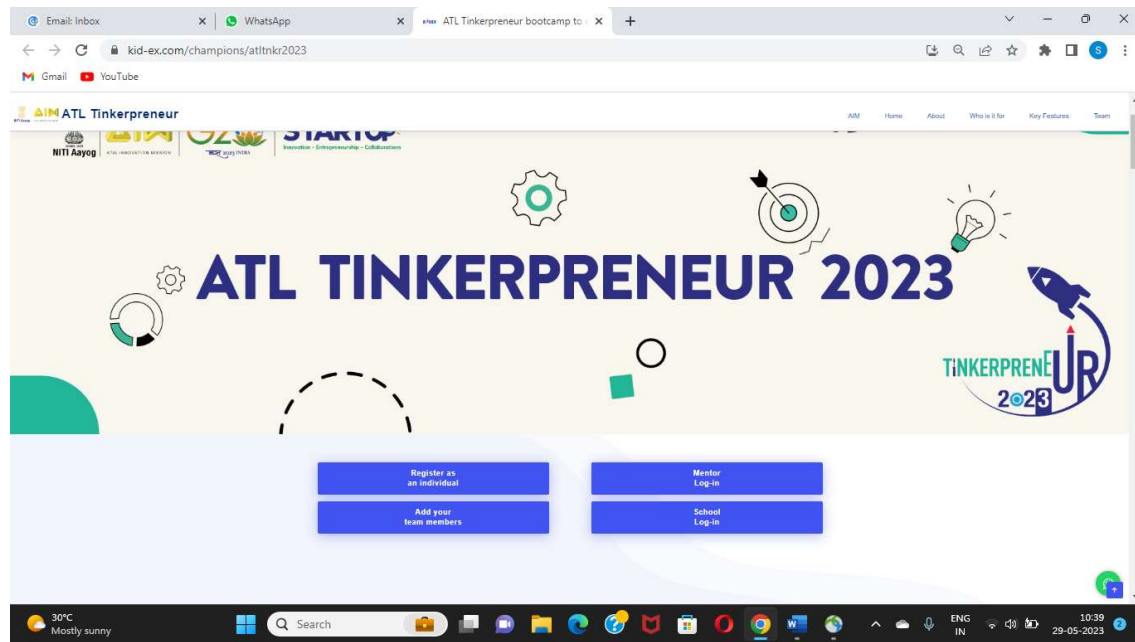
## TEAM REGISTRATION

**Step 1:** Let us take an example of a team comprising of Three Members, namely Shubham, Prateek and Suman who want to register in Tinkerpreneur 2023. The procedure will be as follows:

Out of Shubham, Prateek, Suman – one has to perform Individual Registration on Kidex portal and then add other two members for the bootcamp.

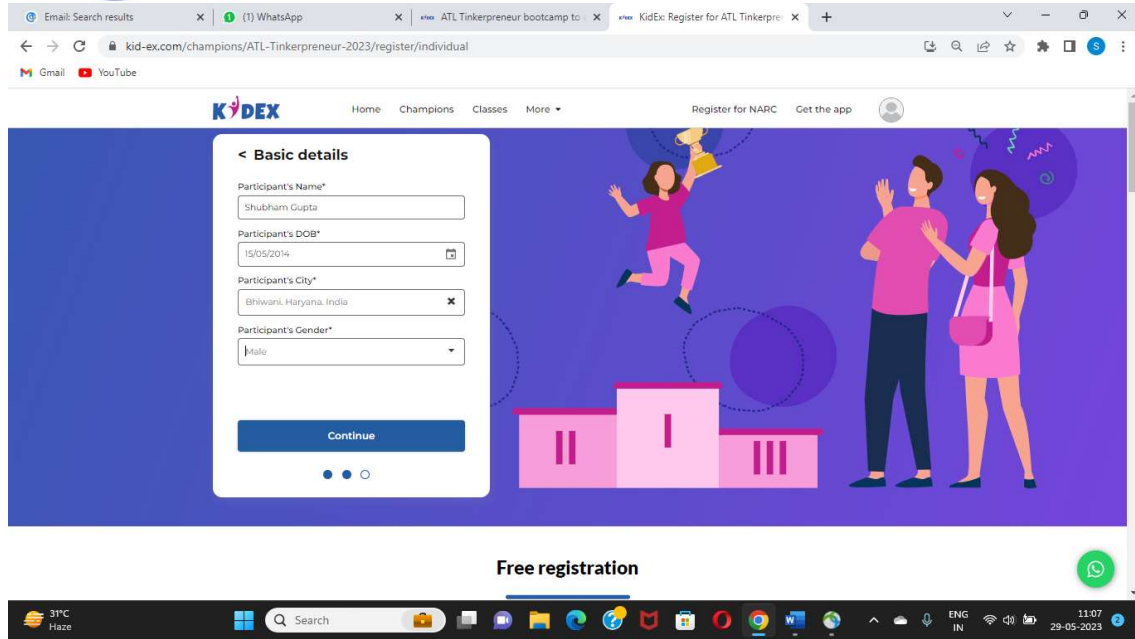
Let us say, Shubham is registering here for Tinkerpreneur 2023 and adding Prateek and Suman as Team Members. At this point of time, Shubham must have a valid Email ID and Phone Number to receive Team ID and Registration Code.

Shubham is following same procedure. Clicking on registration URL and landing page is as below:

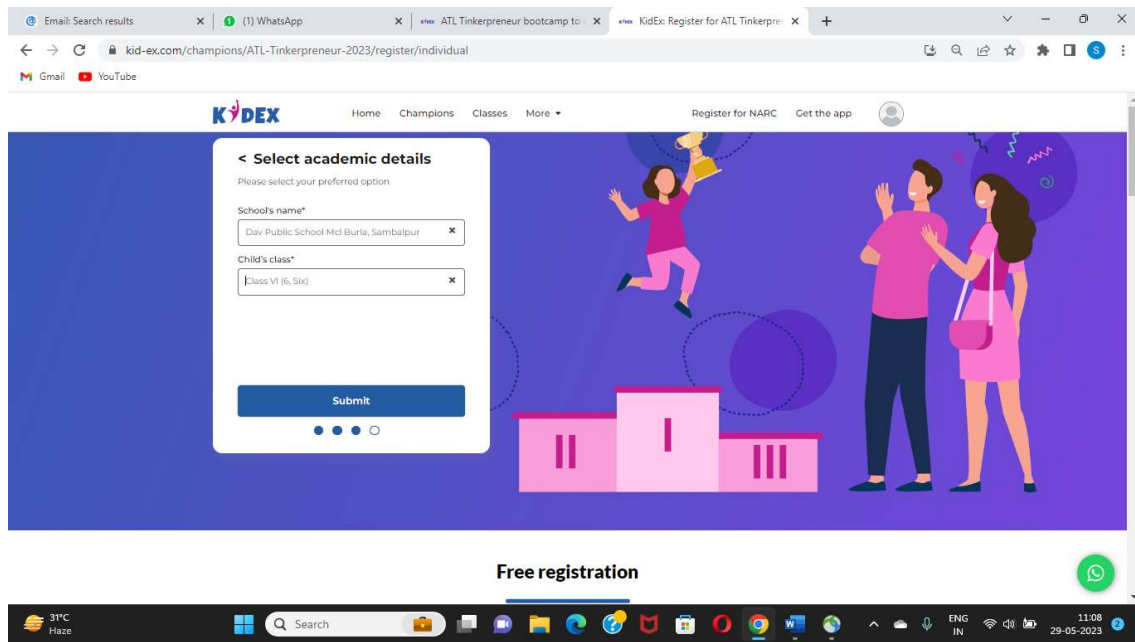


**Step 2:** Click on Register as Individual and complete the registration process, as of previous steps.

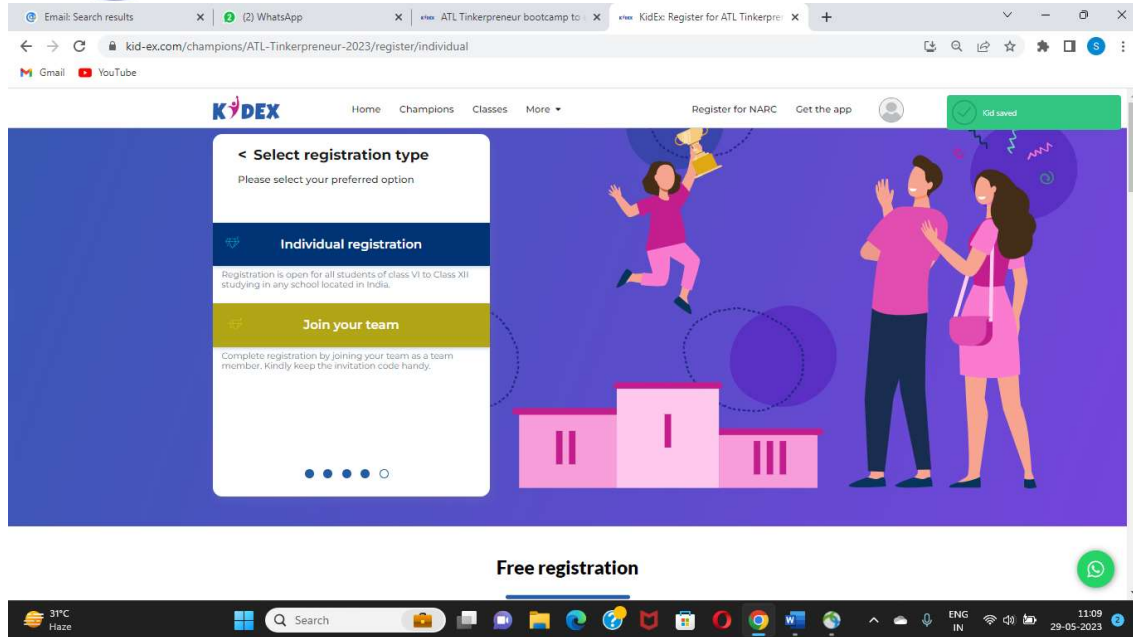
Let's say, Shubham is registering as an individual with below details:



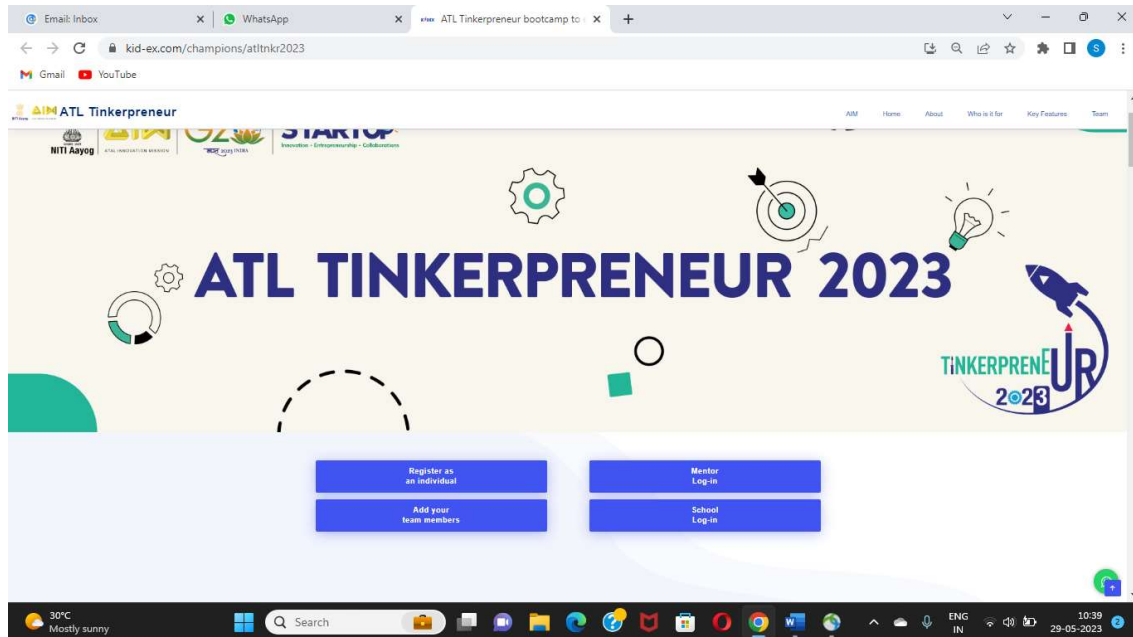
**Step 3:** Now fill up academic details, after clicking on Continue in Step 2:



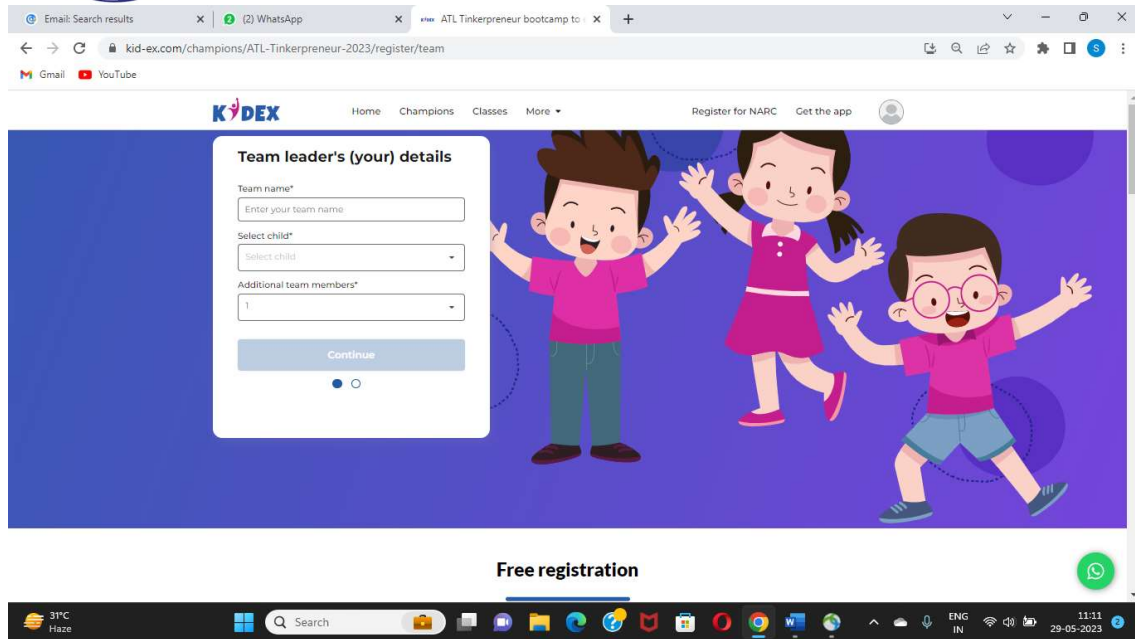
**Step 4:** Click on Submit button to complete the registration of Shubham. He will land on below page:



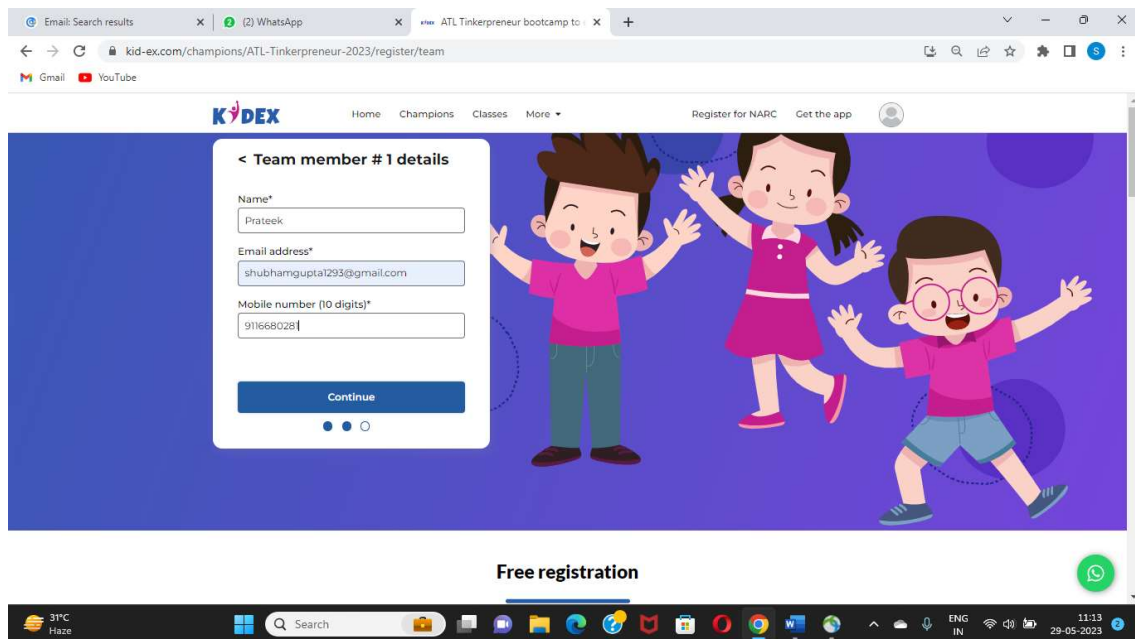
**Step 5:** Now, to add team members, Prateek and Suman, Shubham will go back to the original URL again and he will land on below page:



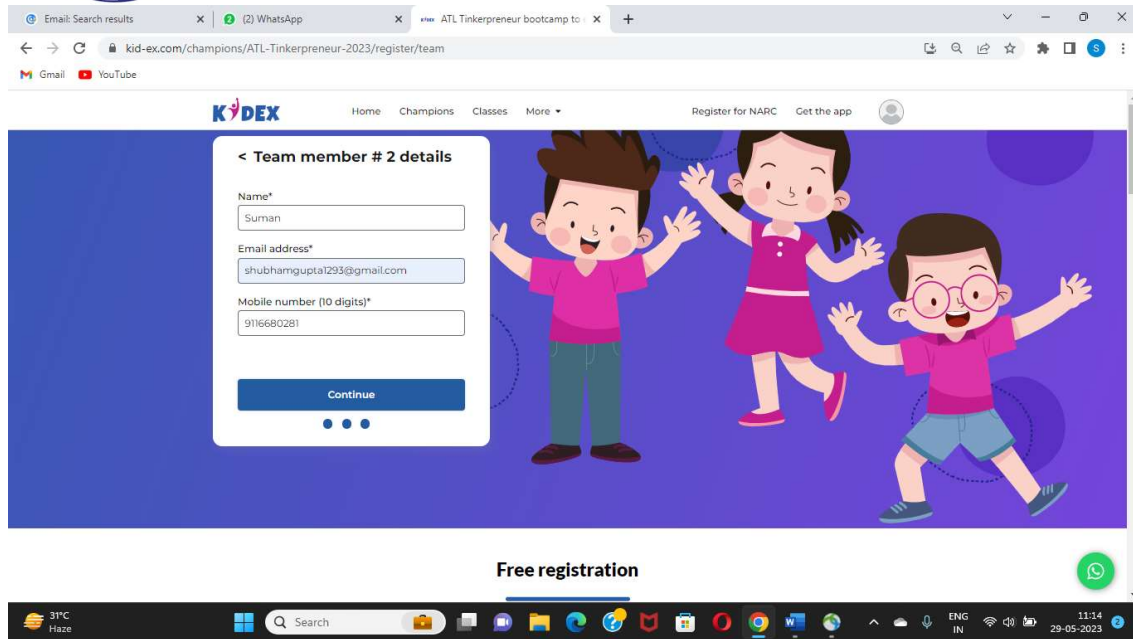
**Step 6:** Click on 'Add your team members' which is one of the option shown above. Shubham will land on below page.



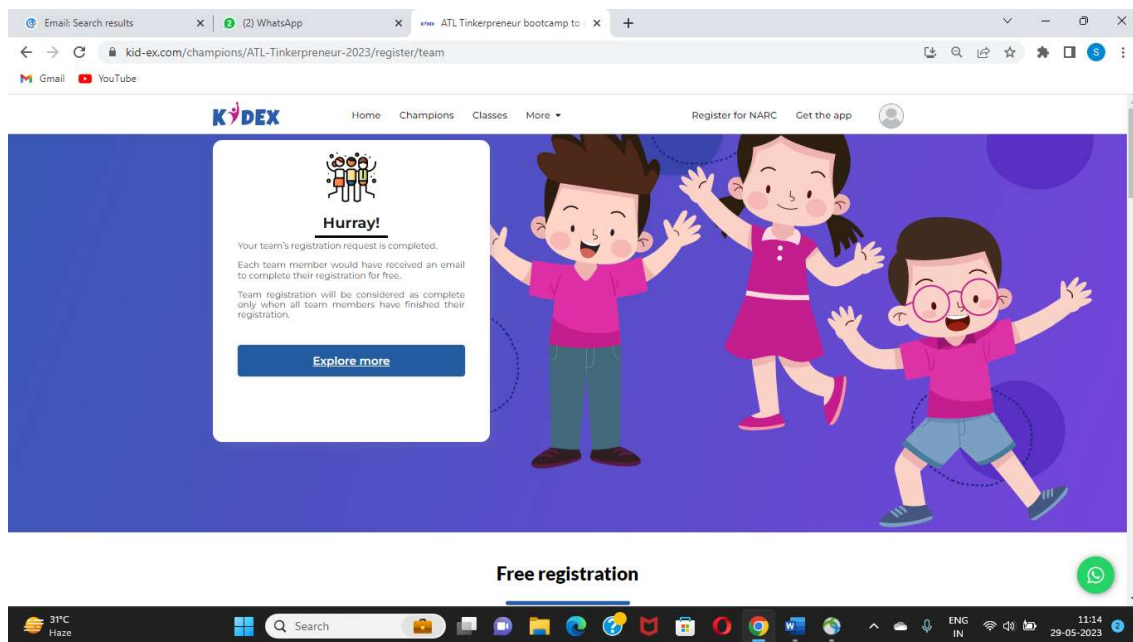
**Step 7:** Please enter a Team Name, Select Child, who is Shubham in this case and then choose how many team members can register. As Shubham has to add 2 more team members, he will choose here 2. It will take to next step as below and start adding team member details as below:



Similarly, he will add Team Member 2 details



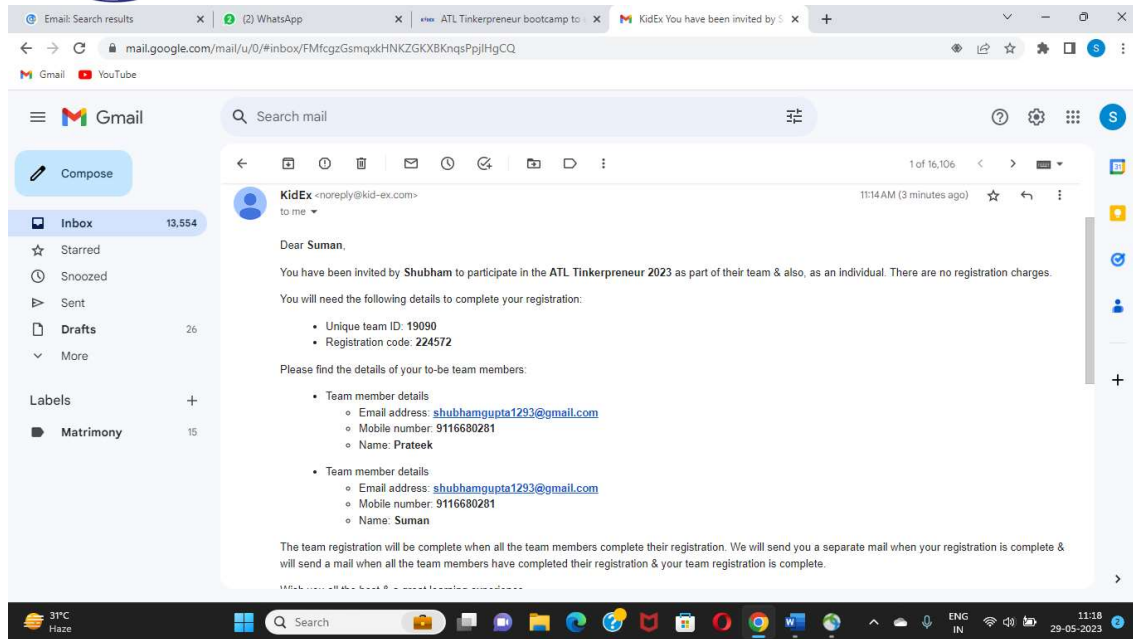
After adding both Prateek and Suman, he will land on below page:



**Step 8:** The registration for all three is done, however, there is one more step needed here to authenticate whether Shubham has added Prateek and Suman only, and not any other XYZ person.

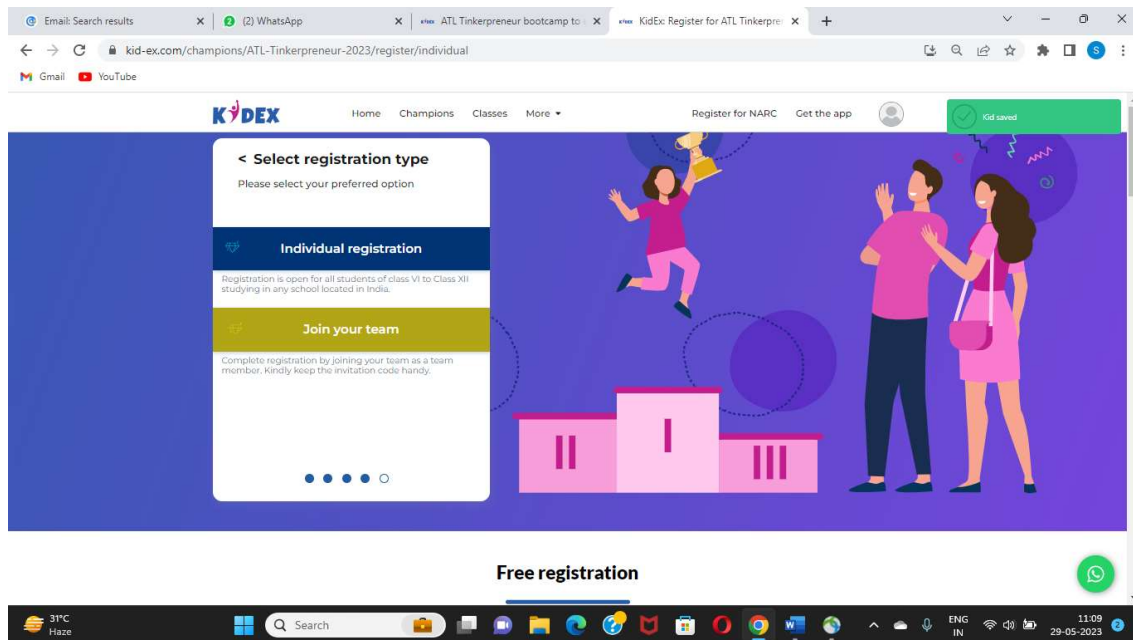
Here, both Prateek and Suman would have got an Email with Team ID and Registration code over the Emails which Shubham had put in while adding them. In this example, Shubham has entered below Email ID for both the members: [shubhamgupta1293@gmail.com](mailto:shubhamgupta1293@gmail.com) . After checking inbox, the code and ID is available for Prateek and Suman to register themselves successfully. The mail received by Suman and Prateek is like below:





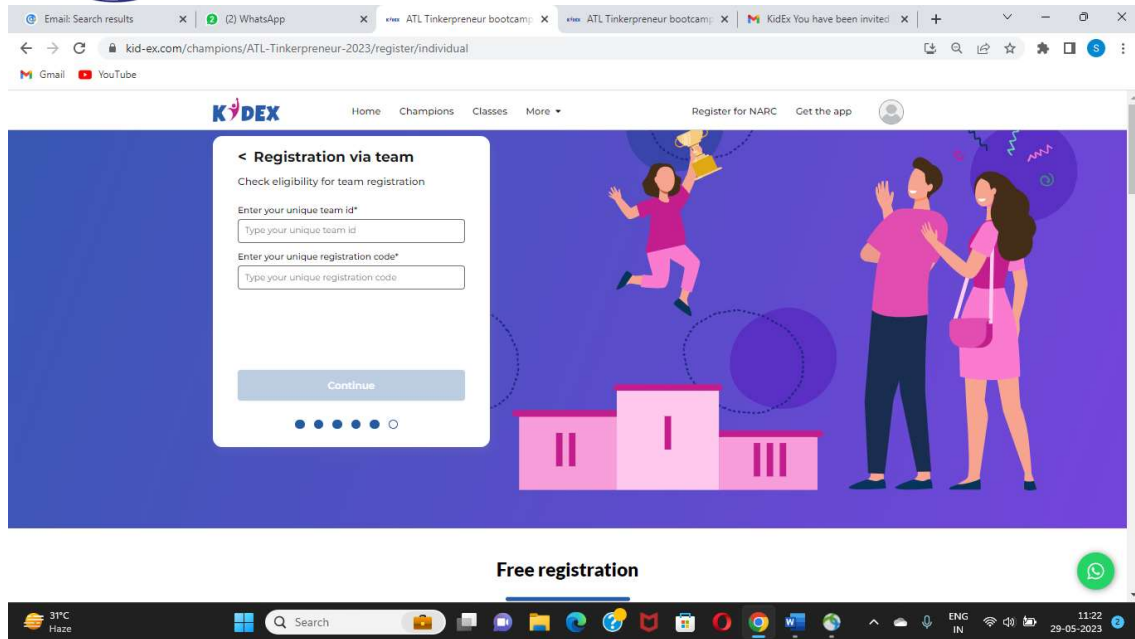
**Step 9:** Now both Prateek and Suman shall complete their confirmation of team members of Shubham by going on Registration URL: <https://kid-ex.com/champions/atltnkr2023>

REPEAT STEP 1 TO 4 of what Shubham has performed. They will land on below page:

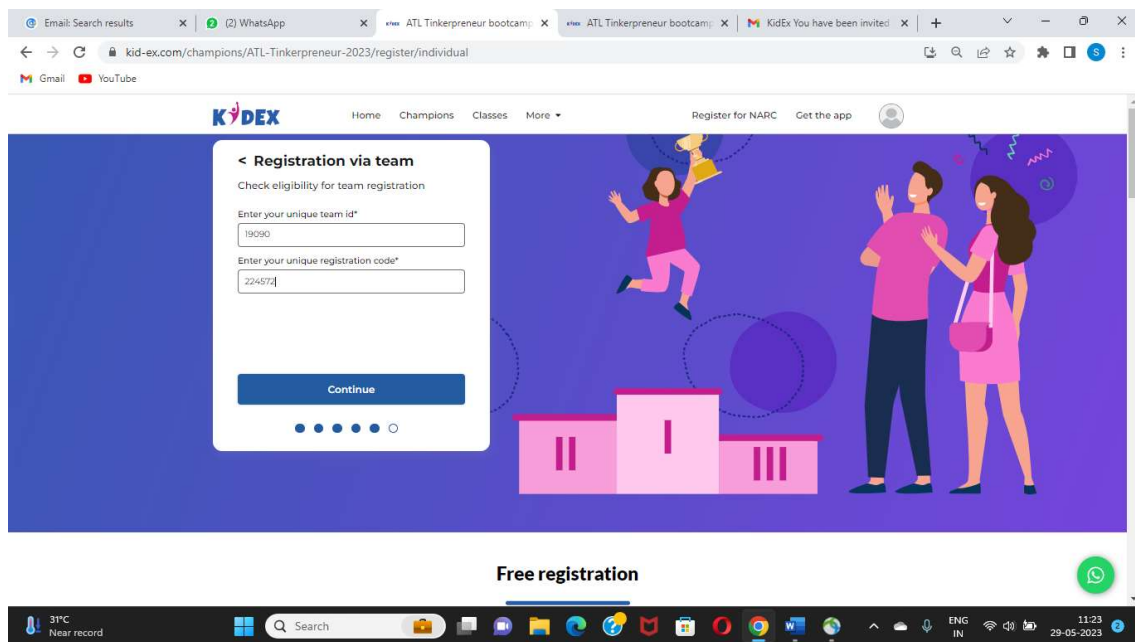


LAST STEP: Click on 'Join Your Team' and land on below page:

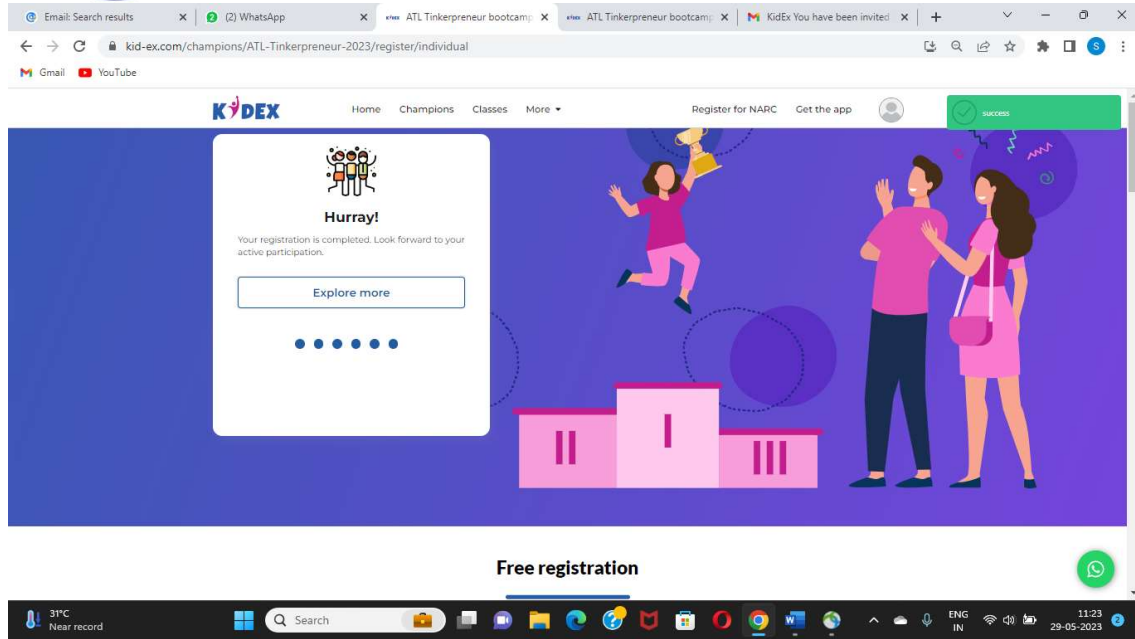




Fill in Team ID and Registration Code as received over Email:



The ID and code is filled as received over Email. Suman and Prateek will land on below page:



THE TEAM REGISTRATION IS COMPLETED HERE !!.

----- END OF DOCUMENT-----



ATL  
TINKERPRENEUR  
2023

WELCOME TO THE TINKERPRENEUR



BOOTCAMP





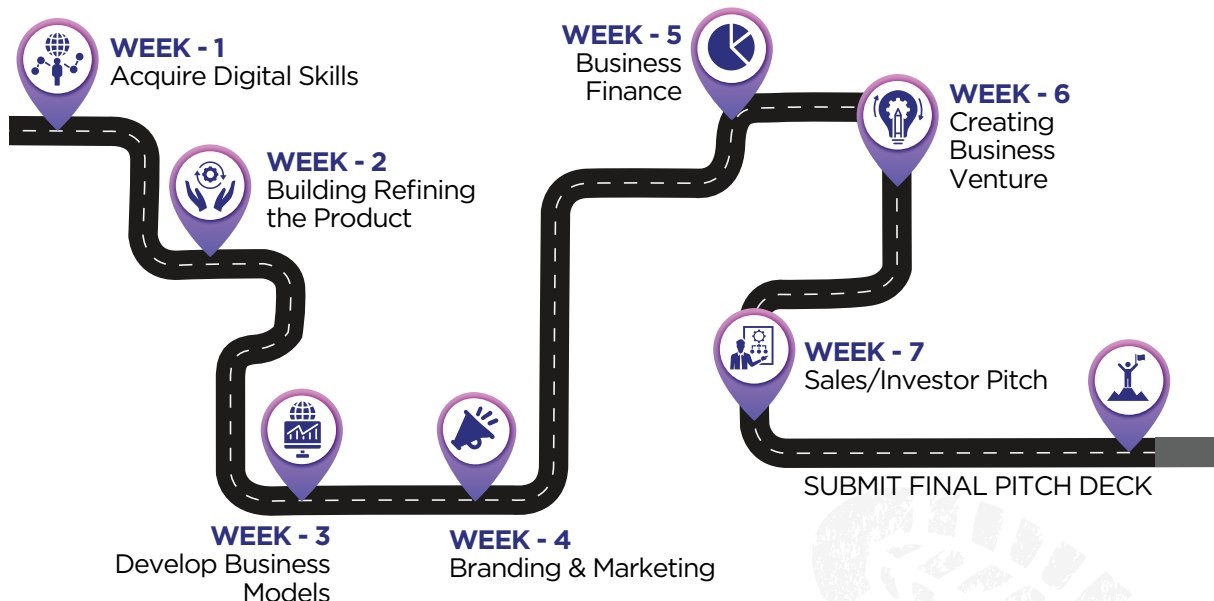
## ABOUT TINKERPRENEUR

Tinkerpreneur is a 7-week long summer bootcamp in June – July which equips students with foundational knowledge of key digital and entrepreneurial skills to create their own online venture by the end of the bootcamp.

## A Goal to Work Towards!

- Top 100 students to get dedicated mentoring and funding
- Top 50 mentors to get special recognition
- Additional rewards for teams from aspirational districts, rural areas, frontier regions like North East, J&K.

## WEEKLY ROADMAP



TOP 100 STUDENTS SELECTED FOR ATAL CATALYST PROGRAM @ISB

The bootcamp will leverage the knowledge and hands-on involvement of ATL Mentors of Change and combine it with insights from industry leaders to provide students a thorough introduction to entrepreneurship.

## Glimpses from ATL Tinkerpreneur 2022

The second edition of the entrepreneurship bootcamp conducted by AIM was a 9-week program conducted in May – June 2022.

It witnessed the participation of 5000+ student teams and 900+ Mentors of change. The Top 100 students are undergoing a 5-week special mentorship program with Indian School of Business to learn advanced business skills. The top 20 teams will get a chance to pitch to investors for grants/fellowships to take their product to market.

AIM also conducted 50+ Live sessions in English and 6 regional languages with a viewership of over 4.5 lakhs.



**Find out more here** - <https://kid-ex.com/champions/atltknr2023>





## Special Additions from last year

- Podcasts in Vernacular Languages to reach a broader audience and remove regional barriers.
- Additional relevant and modern digital skills such as Cybersecurity, ChatGPT.
- Weekly challenges with leaderboards

## What's in it for you?

By the end of the bootcamp, students would have a complete digital product and business venture created by themselves with the help of Mentors & ATL In-Charges.

### For Everyone: Students, Mentors & ATL In-Charges

- A repository of technical skills, do-it-yourself content, simple assignments & weekly challenges to enable students to create their own digital product by building their technical, business & entrepreneurial abilities. Good learning opportunity and access to the digital repository for mentors & teachers.
- Exclusive entry to the world of knowledge via AIM's Masterclass Sessions of experts, top entrepreneurs, CEOs, CMOs, COOs and many more accomplished personalities.
- Opportunities for students to become a **student peer-to-peer mentor** for fellow students and get recognized for mentoring efforts.
- Opportunity for mentors to create monumental impact by targeted mentoring for students via a fixed curriculum and content.
- Mentors & Teachers play a significant role in transforming the next generation of tinkerers into budding entrepreneurs. Teachers can get mentored along with their students by skilled Mentors of Change.
- Exemplary recognition opportunities, prizes and certificates to be won for all, such as invites to annual Mentor Round Table for mentors & teachers, while exceptional prizes for students.

## End goal

### The end goal for ATL Tinkerpreneur is two-fold:

1. To enable students to transform into entrepreneurs from innovators
2. Facilitate a healthy collaboration between Students, Mentors and ATL In-charges/Teachers on one platform.

## Structure & Curriculum

The Tinkerpreneur bootcamp is spread across 7 weeks of learning. Starting from learning digital skills to pitching the final digital business, the bootcamp will teach you all there is to know about starting a digital business venture.

1. **Masterclass Sessions - Live expert led sessions and workshops conducted by AIM.** These will be hour-long sessions taken by top entrepreneurs, business heads, academicians, RMoCs, MoCs, and AIM Partners. Our last year's sessions can be found here - <https://youtube.com/playlist?list=PLe8QoqrwXb4R1HPZLQrSGkVEZNf8iJxbZ>
2. **Handhold Me Sessions** - Weekly Sessions conducted by exceptional students from previous editions of the Tinkerpreneur, providing advice and sharing their own personal experiences. This will allow students to better understand the topics.

### Curriculum for 7 Weeks

1. **Acquire Digital Skills** - Learn from the repository of 18+ technology skills
2. **Building & Refining the Product** - Refine your knowledge of technical skills by building your own digital product (App/Website). Subsequently improve and refine your product in terms of design and functionality.
3. **Develop Business Models** - Learn about different kinds of Business models and create a model for your product
4. **Branding & Marketing** - Learn about branding, marketing, and consumer behaviour. Use the knowledge to design your own logo, brand and a marketing campaign for your product
5. **Business Finance** - Learn about different financial components of a business. Create your own financial documents for your business
6. **Creating Business Venture** - Learn how to effectively launch your business venture. Learn about the art of networking, how to manage your operations of the business. You will also learn about negotiation skills and how to build and grow a team for your business.
7. **Sales/Investor Pitch** - Learn how to pitch like a pro to your customers or to investors with a crisp presentation.

## RECOGNITION

1. **Leaderboard** - Week wise Top teams will be published on the Portal nationally and statewise
2. **Certificates** - All participants will win certificates from AIM, NITI Aayog. Top students and mentors will win certificates of excellence for various categories
3. **Top teams** - Special mentorship program with AIM Partners to support in taking the business to App store and to customers
4. **Prizes** - Special prizes funded by AIM partners for top teams and mentors.
5. **Annual Mentor Round Table** - Exemplary mentors & teachers have the chance to be selected for the Annual Mentor Round Table

## Roles and responsibilities

### Students

- Be diligent and dedicated to learning, take the quizzes and assignments and complete the milestones of the bootcamp.
- Be responsive to your team members, Mentor and ATL Teacher
- Attend the sessions organized by Mentors and AIM during the week/weekends
- Be self-motivated and energized to become an entrepreneur this summer
- Follow the Terms & Conditions carefully

### Mentors

- Be responsive to your student teams
- Conduct atleast 1 session per week for your student teams based on curriculum
- Guide students and solve queries raised by them

- Keep students motivated to complete the bootcamp
- Read student assignments and evaluate them on the portal
- Follow the Terms & Conditions carefully

## Teachers

- Play a strong supporting role to your student and your mentor
- Be present in any interaction between Mentor and Students
- Keep Students motivated to complete the bootcamp
- Track student progress on School portal and encourage students to complete the program
- Moderate engagement between student and mentor and report issues (if any) to AIM team via portal
- Follow the Terms & Conditions carefully

# Terms & Conditions

## Common for all registered students, teachers, mentors

1. ATL In-Charge, School Teachers, Mentors of Change, Alumni and external mentors from the local ATL ecosystem may support the students.
2. This competition is open to all students of class VI to Class XII of India (ATL Schools and non-ATL Schools). Interested students may choose to participate as an individual or by creating a team. Should a student choose to participate as a team, the total team members in a team should not be more than 3.
3. Students must accurately enter the details of their contact number and email ID. All communication related to Tinkerpreneur will be shared on the primary contact details.
4. ATL in-charge/Parent/Guardian must be present in all sessions between students and Mentors

5. Please note, you should fill the form carefully and correctly, in case of incomplete or incorrect information entered in the form, your entry may be disqualified.
6. All conversation with fellow students, teachers, mentors has to be respectful towards each other. Foul language and/or abuses of any kind will not be tolerated and will result in removal from the bootcamp with further action if required.
7. No mentoring meetings/conversations/sessions between students and mentors are to be conducted after 20:00 Hrs on any day. Timings for these sessions have to be decided based on student, mentor and teacher's convenience.
8. Tinkerpreneur is for Indian students currently enrolled in school (Class VI to Class XII) from ATL schools, in case your entry is selected for the national showcase, the team members may be asked to provide proof in the form of a photo of your school ID card or any other form as deemed appropriate by AIM, NITI Aayog. Failure to do so may result in your entry being disqualified.
9. Participants are responsible for making sure that they have the necessary rights, licenses, and/or permission for any content used in making the entry for this challenge. AIM, NITI Aayog and its affiliates/partners are not responsible for the content made and shared by the participant. AIM, NITI Aayog reserves the right to display, distribute and reproduce participant's work on social media or elsewhere as deemed fit by AIM, NITI Aayog. AIM, NITI Aayog or its affiliates will not be responsible for any breach of Intellectual Property of any party associated with the challenge. In case of any dispute, the decision of MD, AIM shall be final and binding.

## **Additional T&Cs for mentors -**

[https://aim.gov.in/MentorIndiaTC\\_Final\\_July2021.pdf](https://aim.gov.in/MentorIndiaTC_Final_July2021.pdf)







सत्यमेव जयते  
**NITI Aayog**



ATAL INNOVATION MISSION